

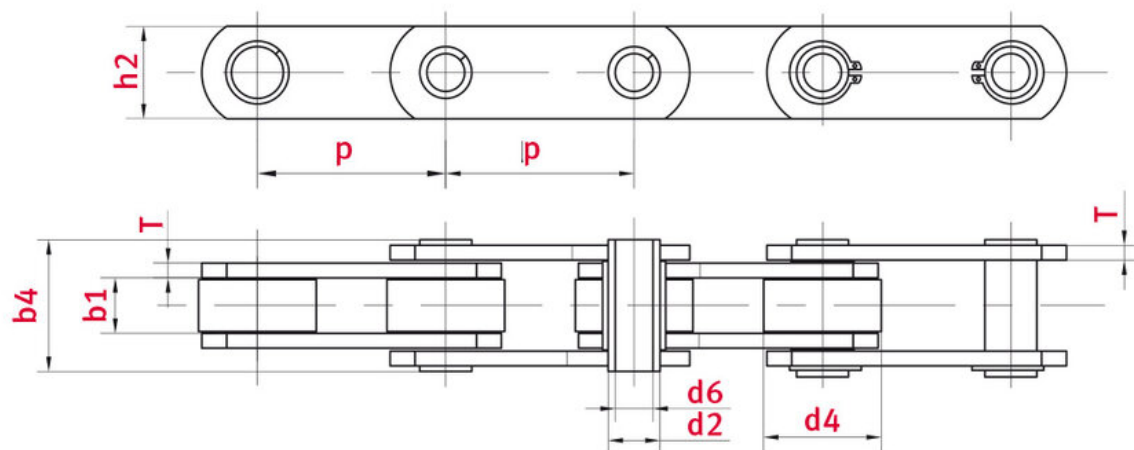


Hollow pin conveyor chain FVC112 FVC series - ELITE

Part no.: I3c113697ace2

Brand: ELITE

Model: FVC series

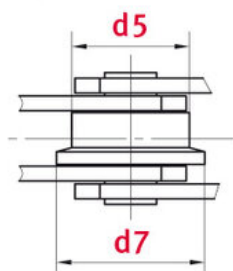
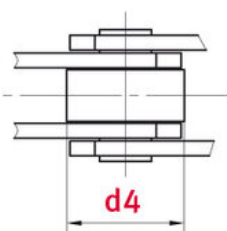
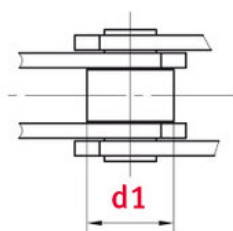
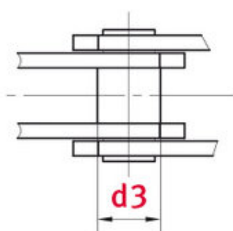


ohne Rollen
without roller

S (mit kleiner Rolle)
S (small roller type)

P (mit großer Rolle)
P (large roller type)

F (mit Spurkranz Rolle)
F (with flanged roller type)



Technical data

ROLLER CHAIN	FVC112
Pitch p (mm)	125
Width between inner plates b1 min. (mm)	30
Roller diameter d1 max. (mm)	32

Pin diameter d2 max. (mm)	16
Bush diameter d3 max. (mm)	22
Pin length b4 max. (mm)	63
Hollow pin inner diameter d6 min. (mm)	11
Roller diameter large roller d4 max. (mm)	55
Flanged roller diameter d7 (mm)	90
Plate thickness Ti/To (mm)	6
Height inner plate h2 max. (mm) (JWIS: g)	40
Min. tensile strength ISO/DIN FU (kN)	90
Bearing surface f (cm ²)	6.2

Product Information

Hollow pin chains are used for a wide variety of conveying applications in industry. Since the chains are used as double strand chains, we offer the option of pair-matching. Many ELITE hollow pin chains are constructed to the dimensions of standard ISO 606.

Highlights:

- Available based on the same chains manufactured to ISO 606 or as special chains
- All ELITE chain plates are manufactured using processes such as fine blanking and ball-drifting, so a particularly high contact ratio is guaranteed.
- Solid, case hardened rollers with good wear resistance
- In general, hollow pins made of seamless precision steel tube for improved precision and wear resistance
- Many of these chains are supplied pair-matched to ensure exact parallel running, one of the main requirements that these chains must fulfil

Applications

- Wood processing industry
- Steelmaking industry
- Automotive industry
- Bulk goods transport
- Environmental technology, Recycling



REQUEST DIRECTLY ONLINE NOW

<https://www.iwis.com/en-en/products-services/hollow-pin-conveyor-chain-fvc112-fvc-series-elite~p4466>

Useful information



CALCULATION PROGRAM

InduKet: the Chain Drive
Calculation Program for
Engineers.

[iwis.com/chaincalc](https://www.iwis.com/chaincalc)



CHAIN CALCULATION

The right drive solution for your
challenge.

chaindrive@iwis.com



SERVICES

ChainFinder, CAD data, iwis
Chain Handbook and more.

[iwis.com/services](https://www.iwis.com/services)