

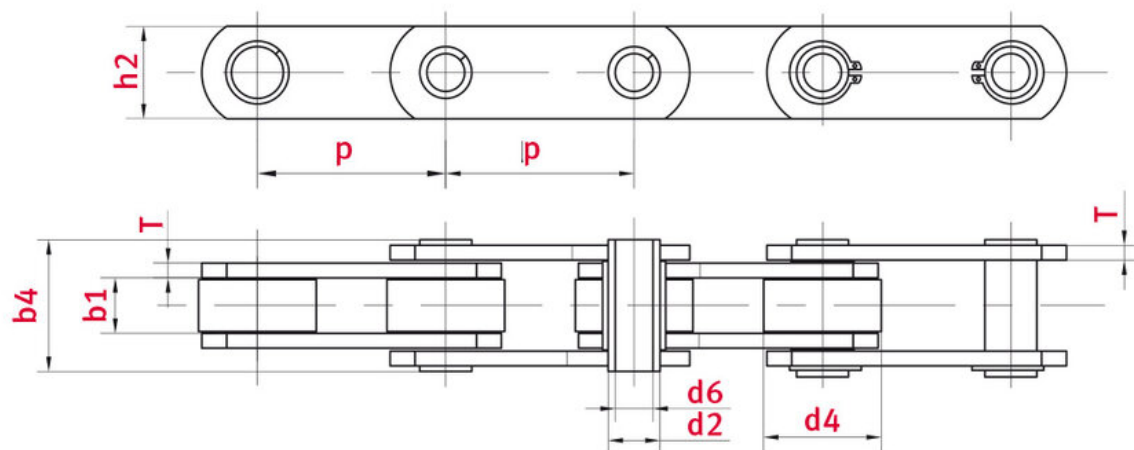


Hollow pin conveyor chain FVC140 FVC series - ELITE

Part no.: I5851a3cc9bb0

Brand: ELITE

Model: FVC series

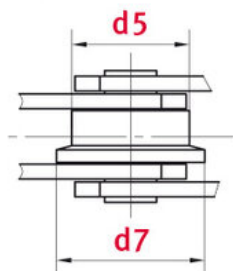
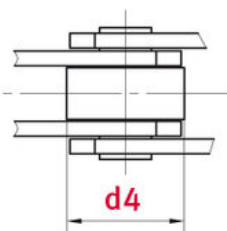
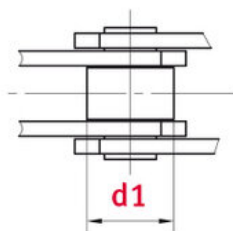
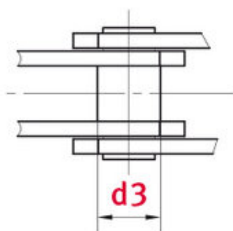


ohne Rollen
without roller

S (mit kleiner Rolle)
S (small roller type)

P (mit großer Rolle)
P (large roller type)

F (mit Spurkranz Rolle)
F (with flanged roller type)



Technical data

| ROLLER CHAIN | FVC140 |
|---|--------|
| Pitch p (mm) | 200 |
| Width between inner plates b1 min. (mm) | 35 |
| Roller diameter d1 max. (mm) | 36 |

| | |
|---|------|
| Pin diameter d2 max. (mm) | 18 |
| Bush diameter d3 max. (mm) | 26 |
| Pin length b4 max. (mm) | 68.5 |
| Hollow pin inner diameter d6 min. (mm) | 12 |
| Roller diameter large roller d4 max. (mm) | 60 |
| Flanged roller diameter d7 (mm) | 100 |
| Plate thickness Ti/To (mm) | 6 |
| Height inner plate h2 max. (mm) (JWIS: g) | 45 |
| Min. tensile strength ISO/DIN FU (kN) | 110 |
| Bearing surface f (cm ²) | 8.5 |

Product Information

Hollow pin chains are used for a wide variety of conveying applications in industry. Since the chains are used as double strand chains, we offer the option of pair-matching. Many ELITE hollow pin chains are constructed to the dimensions of standard ISO 606.

Highlights:

- Available based on the same chains manufactured to ISO 606 or as special chains
- All ELITE chain plates are manufactured using processes such as fine blanking and ball-drifting, so a particularly high contact ratio is guaranteed.
- Solid, case hardened rollers with good wear resistance
- In general, hollow pins made of seamless precision steel tube for improved precision and wear resistance
- Many of these chains are supplied pair-matched to ensure exact parallel running, one of the main requirements that these chains must fulfil

Applications

- Wood processing industry
- Steelmaking industry
- Automotive industry
- Bulk goods transport
- Environmental technology, Recycling



REQUEST DIRECTLY ONLINE NOW

<https://www.iwis.com/en-en/products-services/hollow-pin-conveyor-chain-fvc140-fvc-series-elite~p4474>

Useful information



CALCULATION PROGRAM

InduKet: the Chain Drive
Calculation Program for
Engineers.

[iwis.com/chaincalc](https://www.iwis.com/chaincalc)



CHAIN CALCULATION

The right drive solution for your
challenge.

chaindrive@iwis.com



SERVICES

ChainFinder, CAD data, iwis
Chain Handbook and more.

[iwis.com/services](https://www.iwis.com/services)