

## Plate Top Chain 1873 Series 1873, Stainless steel - FLEXON

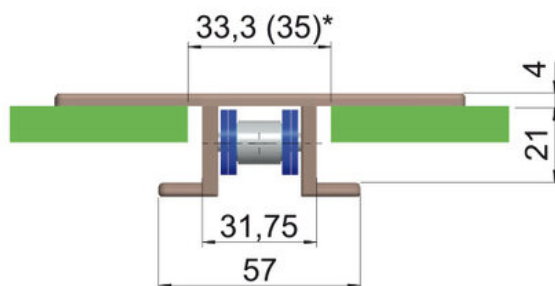
Part no.: 34392

Packaging Unit: 3,048m

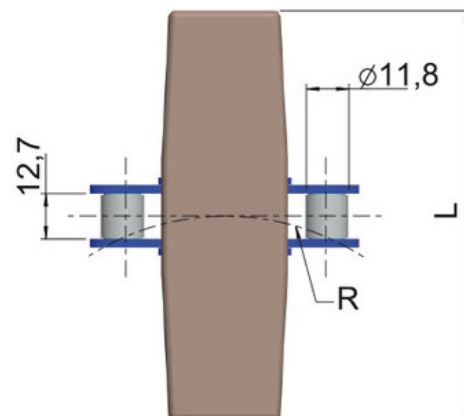
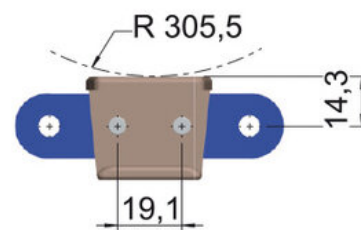
Brand: FLEXON

Model: Series 1873

Surface: Stainless steel



\* 35 Kurve  
Curve  
33,3 Gerade  
Straight



## Technical data

FLAT TOP CHAIN	1873
Weight per meter (kg)	2,26
Back flex radius (mm)	305
Width L (mm)	114,3

Average breaking load (N)	14,82
Minimum Curve radius R (mm)	356
Snap on material	LF
Material base chain	coreshop.product.attribute.stainlesssteel
Pitch base chain (mm)	19,05

## Product Information

The FLEXON range of Plate Top chains are two piece assemblies of base roller chain, in steel or stainless steel, onto which a plastic plate is mounted. The combination of the two elements creates a chain with high breaking load provided by the ELITE base chain plus the benefit of a very flat top surface.

Top plates ready assembled on stainless steel base chain.

Highlights:

- ANSI 60 side bow base chain with extended pins
- Easy to change out the snapped on top plates

## Applications

- Feeding and automation technology



**REQUEST DIRECTLY ONLINE NOW**

<https://www.iwis.com/en-en/products-services/plate-top-chain-1873-series-1873-stainless-steel-flexon~p7272>

## Useful information



### **CALCULATION PROGRAM**

InduKet: the Chain Drive  
Calculation Program for  
Engineers.

[\*\*iwis.com/chaincalc\*\*](https://www.iwis.com/chaincalc)



### **CHAIN CALCULATION**

The right drive solution for your  
challenge.

[\*\*chaindrive@iwis.com\*\*](mailto:chaindrive@iwis.com)



### **SERVICES**

ChainFinder, CAD data, iwis  
Chain Handbook and more.

[\*\*iwis.com/services\*\*](https://www.iwis.com/services)