



Flat Top Chain 515 Series 515, Stainless steel - FLEXON

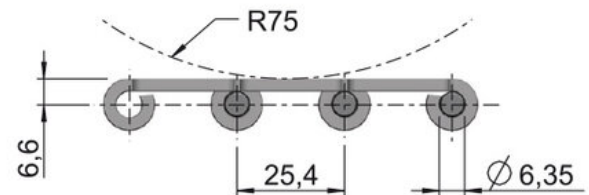
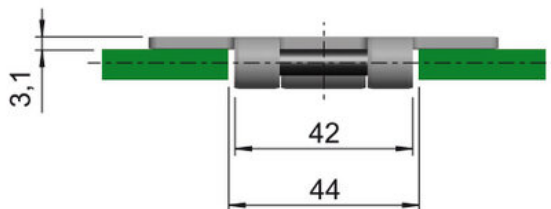
Part no.: la33cef786ac8

Packaging Unit: 3,048m

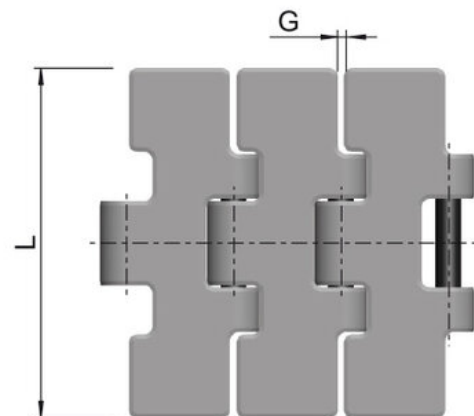
Brand: FLEXON

Model: Series 515

Surface: Stainless steel



↔ Laufrichtung
Running direction



Technical data

FLAT TOP CHAIN	515
Pin diameter d2 max. (mm)	6,35
Weight per meter (kg)	2,6
Chain material	Mega

Pin material	Stainless steel hardened
Plate thickness (mm)	3,1
Back flex radius (mm)	75
Gap G (mm)	1,6
Width L (mm)	76,2
Average yield load (N)	5,6

Product Information

FLEXON Steel and Stainless Steel Flat Top Chains are produced in straight running and side flexing versions and the range is covered by a broad selection of raw materials and chain link profiles to provide solutions for all conveying applications. These Flat Top Chains are characterised by high working loads, highly-resistant to wear and extremely flat and smooth conveying surfaces. The chains can be used in many applications and are not just confined to the Beverage Industry.

Highlights:

- High performance stainless steel for high speed and high load applications
- Very high working load
- High corrosion and wear resistance
- Very high surface hardness through cold work hardening
- Highest surface quality
- Applicable for magnet chains
- Working temperatures from -40°C till +260°C (-40°F till +500°F)
- 27 HRC

Applications

- Feeding and automation technology
- Food processing industry
- Automotive industry
- Steelmaking industry



REQUEST DIRECTLY ONLINE NOW

<https://www.iwis.com/en-en/products-services/flat-top-chain-515-series-515-stainless-steel-flexon~p7310>

Useful information



CALCULATION PROGRAM

InduKet: the Chain Drive
Calculation Program for
Engineers.

[iwis.com/chaincalc](https://www.iwis.com/chaincalc)



CHAIN CALCULATION

The right drive solution for your
challenge.

chaindrive@iwis.com



SERVICES

ChainFinder, CAD data, iwis
Chain Handbook and more.

[iwis.com/services](https://www.iwis.com/services)