

Plate Top Chain 1874 Series 1874, Stainless steel - FLEXON

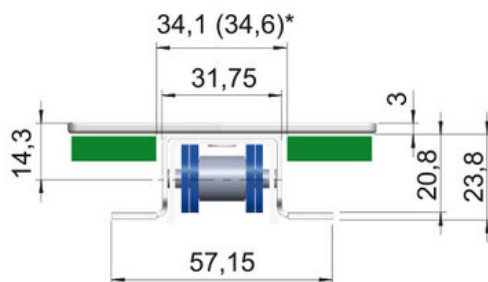
Part no.: lb87f6112828d

Packaging Unit: 3,048m

Brand: FLEXON

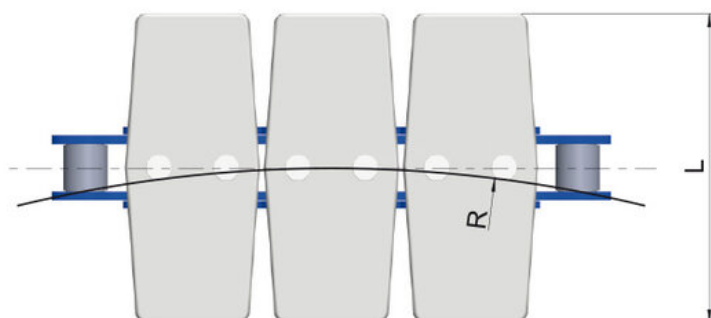
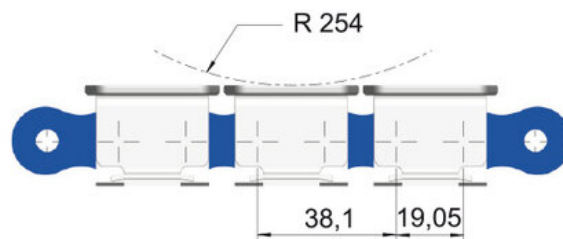
Model: Series 1874

Surface: Stainless steel



* 34,6 Kurve
Curve
34,1 Gerade
Straight

↔ Laufrichtung
Running direction



Technical data

FLAT TOP CHAIN	1874
Weight per meter (kg)	5,7
Back flex radius (mm)	254
Width L (mm)	152,4

Average breaking load (N)	14,8
Minimum Curve radius R (mm)	457
Snap on material	coreshop.product.attribute.stainlesssteel
Material base chain	coreshop.product.attribute.stainlesssteel
Pitch base chain (mm)	19,05

Product Information

The FLEXON range of Plate Top chains are two piece assemblies of base roller chain, in steel or stainless steel, onto which a plastic plate is mounted. The combination of the two elements creates a chain with high breaking load provided by the ELITE base chain plus the benefit of a very flat top surface.

Stainless steel plates ready assembled on stainless steel base chain. Base chain has a straight inner link.

Highlights:

- ANSI 60 side bow base chain with extended pins
- Easy to change out the snapped on top plates

Applications

- Feeding and automation technology
- Packaging industry



REQUEST DIRECTLY ONLINE NOW

<https://www.iwis.com/en-en/products-services/plate-top-chain-1874-series-1874-stainless-steel-flexon~p7385>

Useful information



CALCULATION PROGRAM

InduKet: the Chain Drive
Calculation Program for
Engineers.

[**iwis.com/chaincalc**](https://www.iwis.com/chaincalc)



CHAIN CALCULATION

The right drive solution for your
challenge.

[**chaindrive@iwis.com**](mailto:chaindrive@iwis.com)



SERVICES

ChainFinder, CAD data, iwis
Chain Handbook and more.

[**iwis.com/services**](https://www.iwis.com/services)